

NCW LIBRARIES ONLINE RESOURCES INFORMATION SHEET

HOOPLA

OVERVIEW

Hoopla offers free and instant access to an enormous selection of digital video (movies and TV shows), music, audiobooks, ebooks, and comics on your computer, phone, tablet, or smart TV.

HOW TO ACCESS FROM NCWLIBRARIES.ORG

What you will need:

- Your library card number
- Email address


1. Go to ncrl.org and find the “Online Resources” link under the “Your Library” navigation tab.

The screenshot shows the North Central Regional Library website. The top navigation bar includes "YOUR LIBRARY", "BOOKS & MORE", "FOR YOU", "EVENTS", and "ABOUT". A search bar is located on the right. Below the navigation bar, there are four main categories: ACCOUNT, LOCATIONS, BORROWING, and TECHNOLOGY. The "BORROWING" category is highlighted, and "ONLINE RESOURCES" is selected under it. Below this, there is a banner for Robin Benway's residency. A section titled "WHAT CAN YOU GET WITH YOUR LIBRARY CARD?" lists various services: Books, Movies, and Music; eBooks and eAudiobooks; Magazines and Newspapers; Books for your Book Club; Online Resources; and Learning Opportunities. The bottom of the page features several promotional images, including a moon and birds, a group of people, and a book cover for "FAR" by Robin Benway.

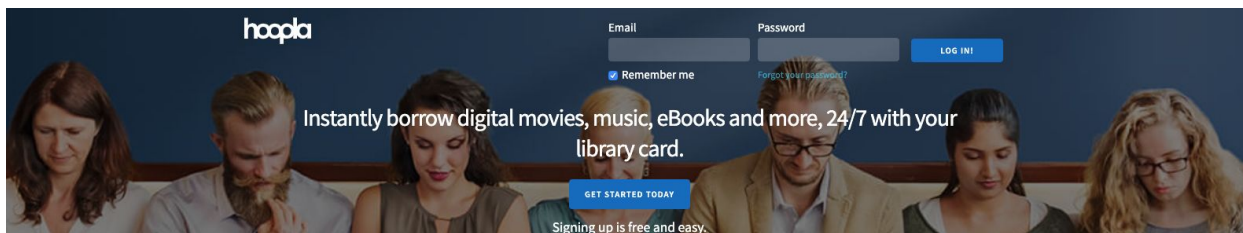
NCW LIBRARIES ONLINE RESOURCES INFORMATION SHEET

HOOPLA

2. Click on the “Hoopla” icon. From there you will be taken to the Hoopla website.



3. From the Hoopla website click on the “Get started Today” button.



Your public library at your fingertips.

Anytime. Anywhere.

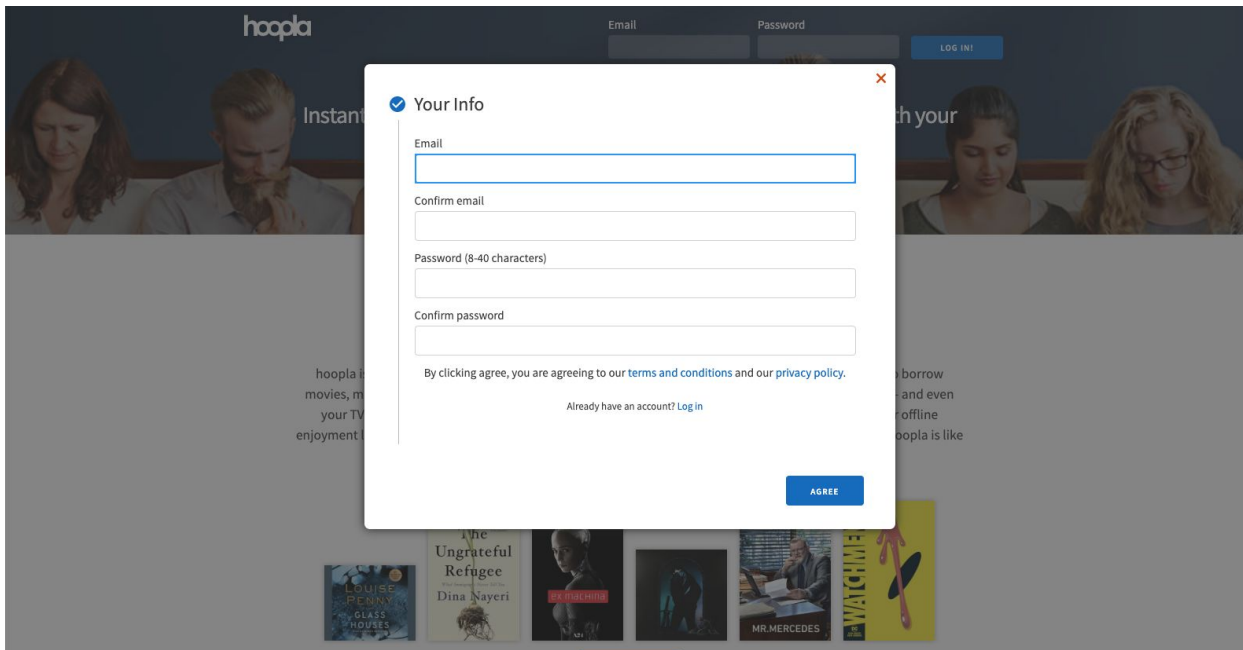
hoopla is a groundbreaking digital media service offered by your local public library that allows you to borrow movies, music, audiobooks, ebooks, comics and TV shows to enjoy on your computer, tablet, or phone – and even your TV! With no waiting, titles can be streamed immediately, or downloaded to phones or tablets for offline enjoyment later. We have hundreds of thousands of titles to choose from, with more being added daily. hoopla is like having your public library at your fingertips. Anytime. Anywhere.



NCW LIBRARIES ONLINE RESOURCES INFORMATION SHEET

HOOPLA

4. Fill out the form and you should be all set (fill in your email, create a password, select NCW Libraries, fill in your library card number and you are set)!



NCW LIBRARIES ONLINE RESOURCES INFORMATION SHEET

HOOPLA

HOW TO ACCESS HOOPLA FROM YOUR DEVICE

1. Search the app store on your device for “Hoopla Digital”. Look for the Hoopla logo.
2. Download and install the free Hoopla app.
3. Once downloaded find the app on your device and open it up.
4. Once open for the first time you can either login if you already have an account or if you do not have one you can sign up for one.
5. To signup, click “Don’t have an account? Sign Up”
6. Fill out the forms and you should be all set (fill in your email, create a password, select NCW Libraries, fill in your library card number and you are set)!



COMPATIBLE DEVICES

Hoopla works on the majority of smart devices built within the last couple of years, from smartphones and tablets to desktop computers and smart TVs. Go to <https://www.hoopladigital.com/help> and click on “Supported Devices” for the most up to date list of compatible devices.

HOW TO GET HELP

Submit Feedback link at the bottom of [hoopladigital.com](https://www.hoopladigital.com) or in the Settings area of the hoopla digital mobile app or send an email to feedback@hoopladigital.com.

*There is no patron support phone line for hoopla digital.